

Supporting Your Child's Early Literacy



- Use pure sounds for blending and spelling.
- Teach the alphabet! Children need to know the names of the letters. But remember, always stick to pure sounds when reading and spelling.

Set 1 and Set 2 Sounds

Set 1 sounds in grey - initial sounds and some special friends

Set 2 sounds in white - special friends (vowel sounds)

Consonant sounds – stretchy

f	l	m	n	r	s	v	z	sh	th	ng
										nk

Consonant sounds – bouncy

b	c	d	g	h	j	p	qu	t	w	x	y	ch
	k											

Vowel sounds – bouncy

a	e	i	o	u	ay	ee	igh	ow
---	---	---	---	---	----	----	-----	----

Vowel sounds – stretchy


























Vowel sounds – stretchy

oo	oo	ar	or	air	ir	ou	oy
----	----	----	----	-----	----	----	----

Rut

Digraphs - 2 graphemes together. The children call these special friends.

Forming letters correctly

m Maisie, mountain, mountain		b down the laces to the heel, round the toe	
a round the apple, down the leaf		f down the stem and draw the leaves	
s slither down the snake		e lift off the top and scoop out the egg	
d round the dinosaur's bottom, up its tall neck and down to the feet		l down the long leg	
t down the tower, across the tower		h down the head to the hooves and over its back	
i down the body, dot for the head		r down its back and then curl over its arm	
n down Nobby, over his net		j down its body, curl and dot	
p down the plait and over the pirate's face		v down a wing, up a wing	
g round her face, down her hair and give her a curl		y down a horn, up a horn and under its head	
o all around the orange		w down, up, down, up	
c curl around the caterpillar		z zig-zag-zig	
k down the kangaroo's body, tail and leg		q round her head, up past her earrings and down her hair	
u down and under, up to the top and draw the puddle		x down the arm and leg and repeat the other side	

The children refer to these 'rhymes' consistently when forming letters correctly. Use them at home to support your child's emerging handwriting.

Remembering Set 2 Sounds

ay 	ee 	igh 	ow 
May I play?	What can you see?	Fly high	Blow the snow
oo 	oo 	ar 	or 
Poo at the zoo	Look at a book	Start the car	Shut the door
air 	ir 	ou 	oy 
That's not fair	Whirl and twirl	Shout it out	Toy from a boy

Red Words

Red Words Set 1				
I	the	my	you	said
your	are	be	of	no

Red Words Set 2				
what	all	was	we	so
to	me	call	her	there
want	go	old	some	he

Red Words Set 3				
does	tall	come	watch	who
were	brother	any	their	where
two	small	love	many	here
once	buy	worse	thought	talk
caught	bought	walk	could	anyone
would	great	son	water	should

Red Words Set 4				
they	half	Monday	eight	eighteen
going	over	fourteen	orange	Wednesday
by	laugh	April	don't	July
do	these	four	because	can't
one	people	February	grey	another
ball	Mr	Mrs	bear	other
through	baby	only	told	why
even	key	mother	eye	friend

We cannot 'sound out' some words. In English, there are lots of exceptions to our phonic patterns. These common words are called Red Words. Children quickly learn to recognise these and use strategies such as Look, cover, write, check to learn them. Children work through each set of Red Words at their own pace. Helping your child to learn these will be extremely useful.

Set 3 Sounds

Consonant sounds

f	l	m	n	r	s	v	z	sh	th	ng
ff	ll	mm	nn	rr	ss	ve	zz	ti		nk
ph	le	mb	kn	wr	se		s	ci		
					c		se			
					ce					

b	c	d	g	h	j	p	qu	t	w	x	y	ch
bb	k	dd	gg		g	pp		tt	wh			tch
	ck				ge							
	ch				dge							

Vowel sounds

a	e	i	o	u	ay	ee	igh	ow
	ea				<u>a-e</u>	<u>e-e</u>	<u>i-e</u>	<u>o-e</u>
					ai	y	ie	oa
						ea	i	o
						e	y	

oo	oo	ar	or	air	ir	ou	oy	ire	ear	ure
<u>u-e</u>			oor	are	ur	ow	oi			
ue			ore		er					
ew			aw							
			au							

Note how the focus now shifts to understanding there are multiple choices for representing a sound. Set 1 and Set 2 are regularly revised. Set 3 sounds are used for reading and word building more complex words.

You can use the sound charts for both Set 1 and 2, and Set 3 to support independent reading and writing at home.

Remembering Set 3 Sounds

ea
cup of tea

oi
spoil the boy

a-e
make a cake

i-e
nice smile

o-e
phone home

u-e
huge brute

aw
yawn at dawn

are
care and share

ur
nurse with a purse

er
a better letter

ow
blow the snow

ai
snail in the rain

oa
goat in a boat

ew
chew the stew

ire
fire, fire!

ear
hear with your ear

ure
sure it's pure?

ue
come to the rescue!

ie
terrible tie!

au
Paul the astronaut

e-e
go Pete and Steve!

kn
knock knock, who's there?

ck
tick tock clock

wh
whisk

ph
take a photo

Resources to help with teaching sounds:

Videos to show pronunciation of pure sounds when learning Set 1 initial sounds:

<https://www.oxfordowl.co.uk/for-home/reading-owl/find-a-book/read-write-inc-phonics--1/phonics-pure-sounds-video>

Scroll down for practice sheets for Set 1, 2 and 3 sounds:

<https://home.oxfordowl.co.uk/reading/reading-schemes-oxford-levels/read-write-inc-phonics-guide/>

Which sounds should my child learn?

All children need revision of all sounds. But children are currently grouped as follows:

Group Leader:	Sounds to Learn:
Mrs Stevens	Set 1 (first 16 sounds)
Miss Davies	Set 1 (all 26 sounds)
Mrs Jones	Set 2
Mrs Woodward	Set 3 (first 14 sounds)
Mrs Jarman-Davies	Set 3 (all 24 sounds)

What else can I do to help?

- Practise reading sounds, blending together.
- Practise writing sounds, building words using Fred Talk.
- Read to your child every day. Enjoy stories and develop a love of literature.
- Practise your child's home/school reading book every day. These are banded to match your child's phonic development.

Useful Links

<https://home.oxfordowl.co.uk/reading/reading-schemes-oxford-levels/read-write-inc-phonics-guide/>

<https://www.ruthmiskin.com/parentsandcarers/>