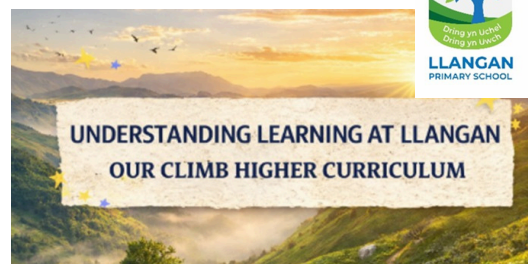


At Llangan Primary School, our curriculum is carefully designed to help children become curious thinkers, confident learners and independent problem-solvers. This Spring Term, learning across the school will once again be driven by our Climb Higher Curriculum (Dring yn Uchel, Dring yn Uwch), which places inquiry, creativity and challenge at the heart of everything we do.



### Understanding the two documents include:

To help you see how learning unfolds in practice, you will receive two linked documents for your child's class:

#### 1. The Curriculum Overview

This document shows what your child will be learning across all Areas of Learning and Experience (e.g. language, maths, science & technology, expressive arts, humanities, health & wellbeing). It outlines key skills, experiences and subject knowledge planned for the term, helping you understand the breadth and balance of learning.



#### 2. The Inquiry Storyboard

The storyboard explains how learning develops over time through our shared Inquiry Journey. It shows the stages pupils move through as their thinking deepens and becomes more sophisticated. For example, in Nursery this might involve designing and testing puppets, while in Year 6 pupils may be engineering and evaluating aircraft prototypes

### What is our curriculum about?

Our curriculum is inquiry-led. Each term, pupils explore a big question that gives learning purpose and meaning. These questions encourage children to wonder, investigate, test ideas, make connections and reflect — much like real scientists, historians, engineers and artists do.

Rather than simply learning isolated facts, pupils are supported to:

- think deeply and ask questions,
- make sense of new learning,
- apply their knowledge creatively,
- and take increasing ownership of their learning.

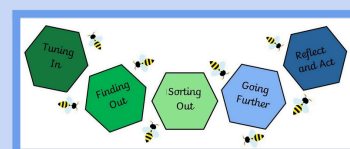
This approach builds cognitive challenge, strengthens thinking skills, and supports children to become independent and resilient learners.



## Our Curriculum Journey

All classes follow the same inquiry structure, adapted appropriately for age and stage:

- Jump In – an exciting hook to spark curiosity and motivation
- Find Out – learning new knowledge and skills
- Sort Out – making sense of learning and identifying patterns
- Go Further – applying learning creatively and independently
- Reflect and Act – reviewing learning, purpose and impact
- Jump Out – sharing and celebrating learning with others




This structure ensures learning is carefully sequenced, progressively challenging, and rooted in purposeful outcomes.

We believe children learn best when they are actively involved, intellectually challenged, trusted to think for themselves and supported to reflect and improve. Through inquiry learning, pupils develop strong thinking and problem-solving skills, growing in independence, confidence, creativity and collaboration. Careful planning by staff ensures that every child is supported and challenged, while still allowing space for pupil voice, curiosity and creativity to flourish. We hope these documents give you a clear picture of what learning looks like at Llangan and why we are so proud of our curriculum. As always, we value working in partnership with you to support your child's learning journey. More information can be found here: [Llangan Primary School - Curriculum](#)

**Essential Questions**

What is space? How can we explore space?  
 How is space represented artistically? How can I use coding purposefully?  
 What are the key components for a successful space buggy?

**Mission: Space Discovery**



**Why am I learning this?**

To set my learning in context: To discover what the end point of our topic will be, in order for me to guide my questions.

To gain a basic knowledge of what is space.

To use my communication skills to inform others of what I know about space

**My experience as a learner**

I will:

- Visit a science based museum – Techniques
- Watch rocket launches
- Discuss what is used to explore space – buggies, rovers and rockets
- Discover Lego Spike
- Communicate what I already know about space

**Journey beyond Earth**



**Why am I learning this?**

To deepen our understanding of the wider concept of space and the relationship between the planets.

To develop an understanding of human exploration of space.


To begin to develop a knowledge of various creative interpretations of space

**My experience as a learner**

I will:

- Research, discover, record and sort facts about different planets and stars
- Discover different exploratory vehicles used in space
- Trail and error through coding challenges
- Discover life as an astronaut
- Discover how space is represented creatively, through music and art

**Out of the world discoveries**



**Why am I learning this?**

To develop my critical thinking based on reasoning and justifying.

To enhance my skills in collaboration and teamwork.

To develop an appreciation of musical interpretation of space. Discovering how music can be used emotively to portray a concept.

**My experience as a learner**

I will:

- Create different prototypes of space buggies
- Test prototypes of space buggies, with a focus on distance and speed
- Compare, with reasons, different planets
- Listen to different pieces of music and compare moods
- Compare different music focusing on choices to represent planetary characteristics

**Coding, Cosmos & Curiosity**



**Why am I learning this?**

To show courage in exploring and developing my ideas. To develop my skillset in planning and organising ideas independently and collaboratively.

To apply my growing knowledge for a purpose.

**My experience as a learner**

I will:

- Design and draw labelled plans for a space buggy
- Build a planned space buggy through a collaborative process
- Use my coding knowledge of Lego Spike relating to my space buggy
- Create a soundscape for a chosen planet
- Use ICT for a range of purposes, i.e. research, creatively and programming.

**From Planets to Programs**



**Why am I learning this?**

To share learning with an audience. To collaborate, plan and organise an event independently, problem solving where necessary.

**My experience as a learner**

- Create a success criteria in order to evaluate the final space buggy design
- Test and debug my Lego Spike coding
- Perform and share final musical compositions, explaining reasons
- Prepare my space buggy exhibit for school STEM fair.



How can we explore space?

# Year 2 and 3 Spring Term Overview

## How can we explore space?

### LLC - English

We will be discovering:

- Explanation texts such as a 'How to' poster

- Poetry based on our senses
- Non-chronological reports
- Reading and following instructional texts

We will be consolidating our skills based on:

- Information texts such as Fact Files
- Instructions
- Story writing
- Oracy activities
- Correct letter formation
- Use of punctuation and paragraphs

We are reading...



**Cymraeg**  
We will be learning about:

- Y ti – The home
- Tal kingaboutwherelive
- What type of house I live in
- Who I live with

### Maths

We will be looking at:

- Multiplication: 2-digit x 1-digit and 2-digit x 2-digit
- Division by 5 and 10
- Dividing 2 digit by 1 digit
- Odd and even numbers
- Measuring distance – mm, cm and m


### Science & Tech

We will be:

- Gaining and developing a knowledge of space. Finding outabout planets, stars and other celestial bodies.
- Discoveringdifferentformsofspaceexploration, for example buggies and rovers. Investigatingdifferentforces, suchasfrictionand gravity.
- Discovering and using digital coding programmes, such as Lego Spike.
- Initiating the design process to work collaboratively to create a space buggy.

### Expressive Arts

Duringthisinquiry, we will be focusingondeveloping our knowledgeofvarious interpretations ofspacethrough music and art. Wewilldiscover how the planets are representedthrough music such as 'Theplanets' by Holst. This will supportusto compose our own soundscape for a planet.



## Humanities

Within our inquiry learners will have the opportunity to discover and research the history of space exploration. Looking at astronauts and the modernisation of space exploration. Analysing timelines of different countries sending people into space. We will also look at the historical use of sending animals into space. Debating the advantages and disadvantages.

There will also be the opportunity to look at how other countries view space. Does the location of your country alter how you see the moon? What space observation equipment do different countries have?

## Health & Wellbeing

In Health and Wellbeing, we will be focusing on empathy – the needs and feelings of others. Beginning to understand the impact of their decisions and their feelings in different relationships.

Our PE sessions will focus on striking and fielding. Practising and refining our skills relating to receiving and delivering a ball and using equipment.

## French

In French we will be covering language around:

- Greetings
- Name
- Age
- Numbers
- Days of the week
- Months of the year



## Home Learning

Weekly:

- Reading
- Spelling
- assignments – Edshed
- Athletics

Fortnightly:

- Learning Log

## Computing

During our enquiry we will be discovering how to use Lego Spike, linking this to our space buggy.

We will also be discovering Chrome music lab in order to create our soundscapes. We will also be learning and carrying out research safely and knowing what information is relevant.

## Enquiry Overview

How can we explore space?

In this Inquiry, we will be following the design process of designing, justifying ideas, collaborating, model making, testing and evaluating.

By the end of this inquiry, we will be creating a collaborative space buggy to display as part of the Llangan STEM fair.

Space Explorers!



How can we explore space?